


Current Season Summary:

November 10 – November 16, 2019
MMWR Week 46

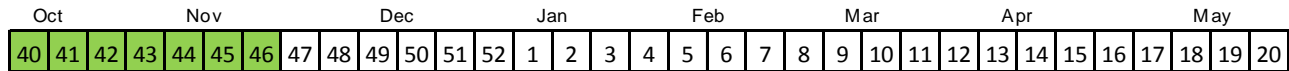
This week there were 111 emergency department visits for influenza-like illnesses out of 5,864 total visits to emergency departments; no hospitalizations for influenza have yet been reported; and, there were 5 pneumonia or flu related deaths out of 271 total deaths this week. Only one indicator of the three, influenza-like illnesses, was elevated to a moderate threshold this week. Therefore, the seasonal flu intensity remains *Low*.

Flu Intensity This Week

Flu activity this week was minimal and remains at low intensity



Seasonal Flu Intensity

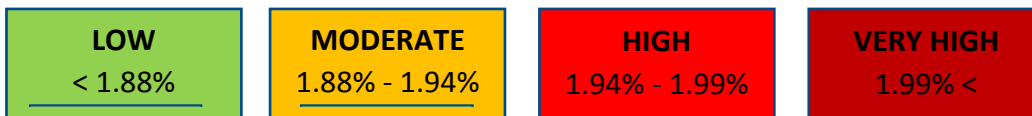
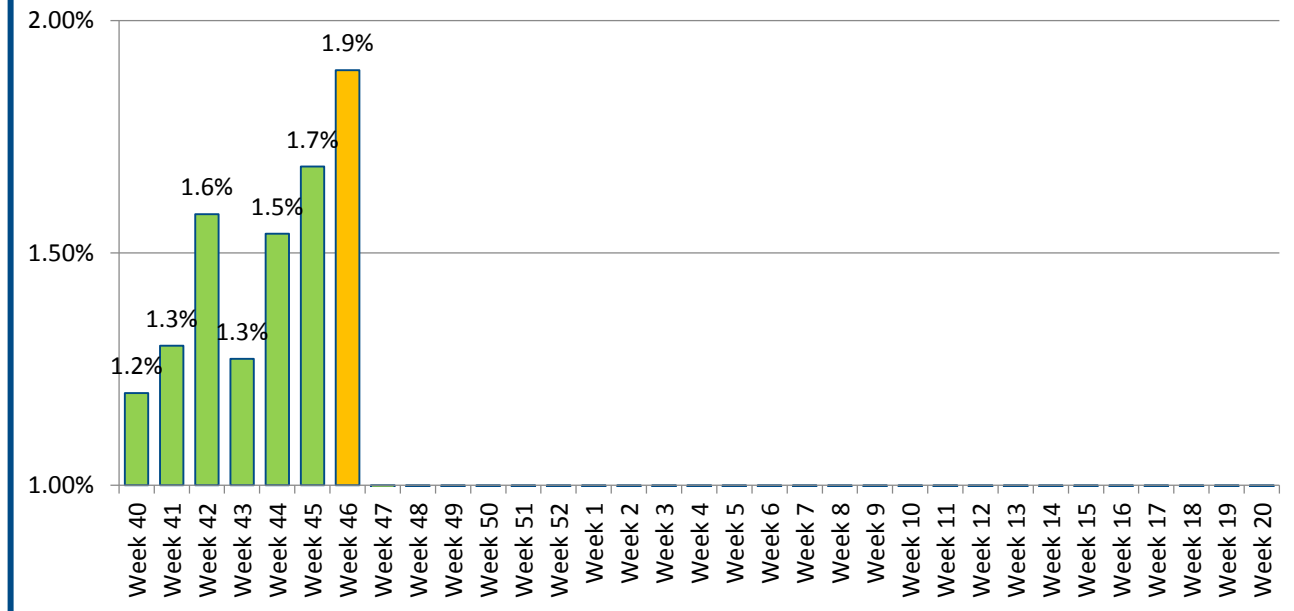


| Flu Intensity Indicators | This Week n (%) | Season Total n (%) |
|---|--------------------|-----------------------|
| Emergency Department Visits for Influenza-Like Illnesses | 111 (1.89%) | 636 (1.49%) |
| Confirmed Influenza Hospitalizations | 0 | 0 |
| Pneumonia- & Influenza-Related Deaths* | 5 (1.8%) | 91 (4.6%) |

*Deaths represent all deaths for Cuyahoga County. All other data presented are City of Cleveland-specific

Influenza-Like Illnesses

Figure 1: 2019-2020 Proportion of Emergency Department Visits for Influenza-Like Illnesses



The proportion of Emergency Room visits for influenza-like illnesses was elevated to the *moderate* threshold. This week 41% of visits were among females (versus 50% across the whole season).

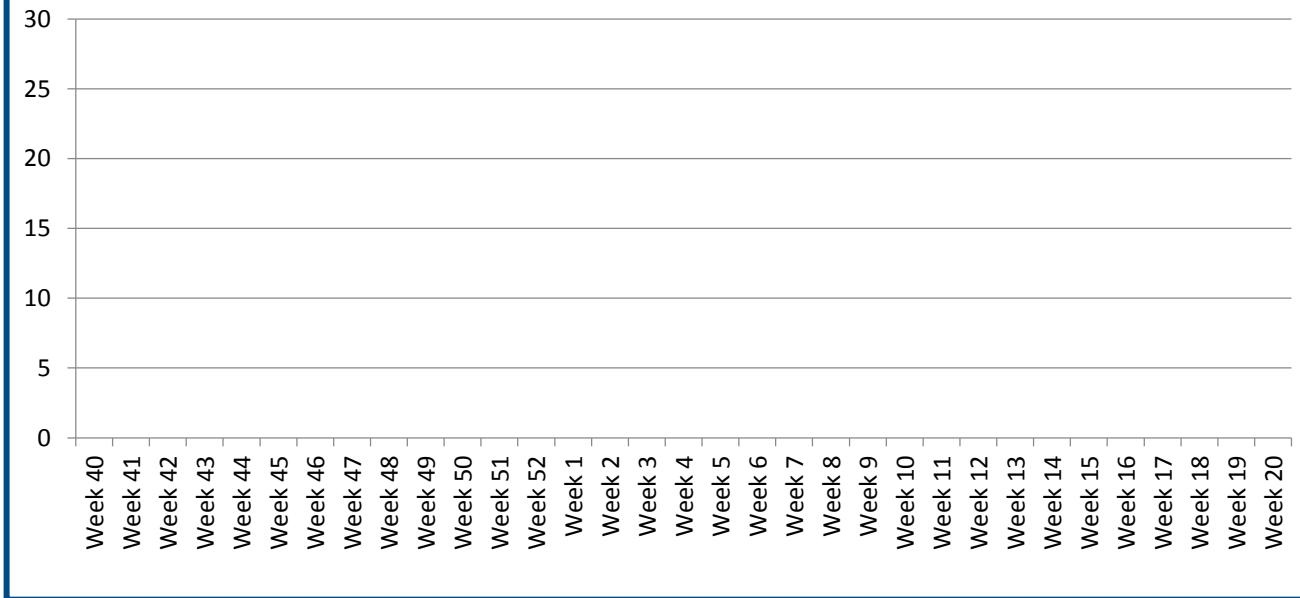
This week, 27% of visits were Black or African American individuals; 19% were among White or Caucasian individuals; and the majority (41%) of visits were among Other racial groups. Over one third (37%) of visits were among Hispanic or Latino individuals.

The median age was 4 years of age which is the same as than the median age for the whole season, which is 4 years of age.

Data Source: Health Monitoring Systems: EpiCenter 3.5.17. Data extracted on 11/26/2019.

Hospitalizations

Figure 2. 2019-2020 Confirmed Influenza-Associated Hospitalizations



LOW
< 22.71

MODERATE
22.71 – 25.05

HIGH
25.05 – 27.29

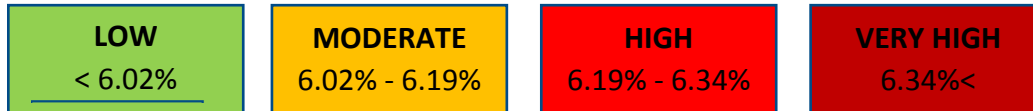
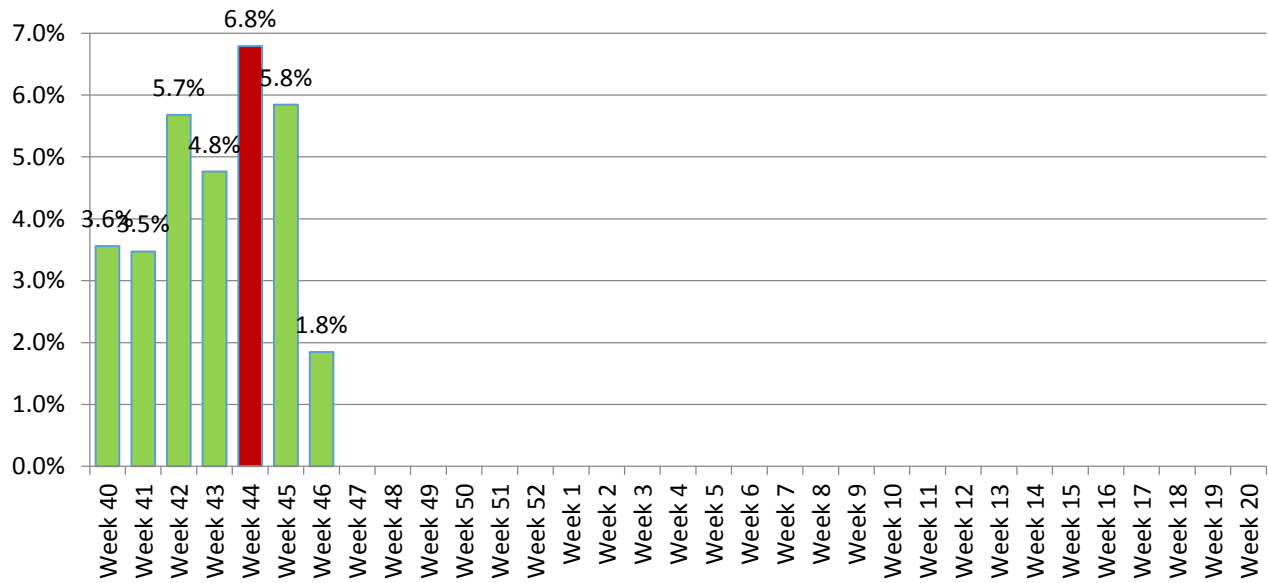
VERY HIGH
27.29 <

There have been no hospitalizations for Influenza to-date. Data are preliminary and subject to change as more information is gained.

Data Source: Ohio Department of Health: Ohio Disease Reporting System. Data extracted on 11/15/2019.

Pneumonia- & Influenza-Associated Deaths*

Figure 3. 2019-2020 Proportion of Deaths Associated with Pneumonia or Influenza



The proportion of deaths due to pneumonia or influenza-related (P&I) illnesses is still within the *low* threshold this week. Of all P&I deaths that have occurred this season, all are associated with pneumonia and not influenza.

All P&I deaths that occurred this week were among individuals age 45 and older. To-date, only 2 P&I deaths have occurred among younger age groups, specifically within those 25-44 years of age.

Data Source: Cleveland Department of Public Health Department of Vital Statistics. Data compiled on 11/19/2019.

*Deaths represent all deaths for Cuyahoga County. All other data presented are City of Cleveland-specific