



Week 2 Highlights

The weekly influenza watch summarizes the flu activity in the City of Cleveland. The metrics in this report include the number and percentage of emergency department visits for influenza-like illness, confirmed flu hospitalizations, and deaths each week due to pneumonia or influenza.

- This week, flu activity is classified as “Moderate”
- 1.90% of emergency department visits were for flu-like illness
- There were 27 confirmed cases of influenza-associated hospitalizations reported this week. There have been 202 influenza-associated hospitalizations so far this season
- 4.86% of deaths reported were due to pneumonia. One influenza death was reported this week bringing the season total to two.

Flu Intensity: Moderate

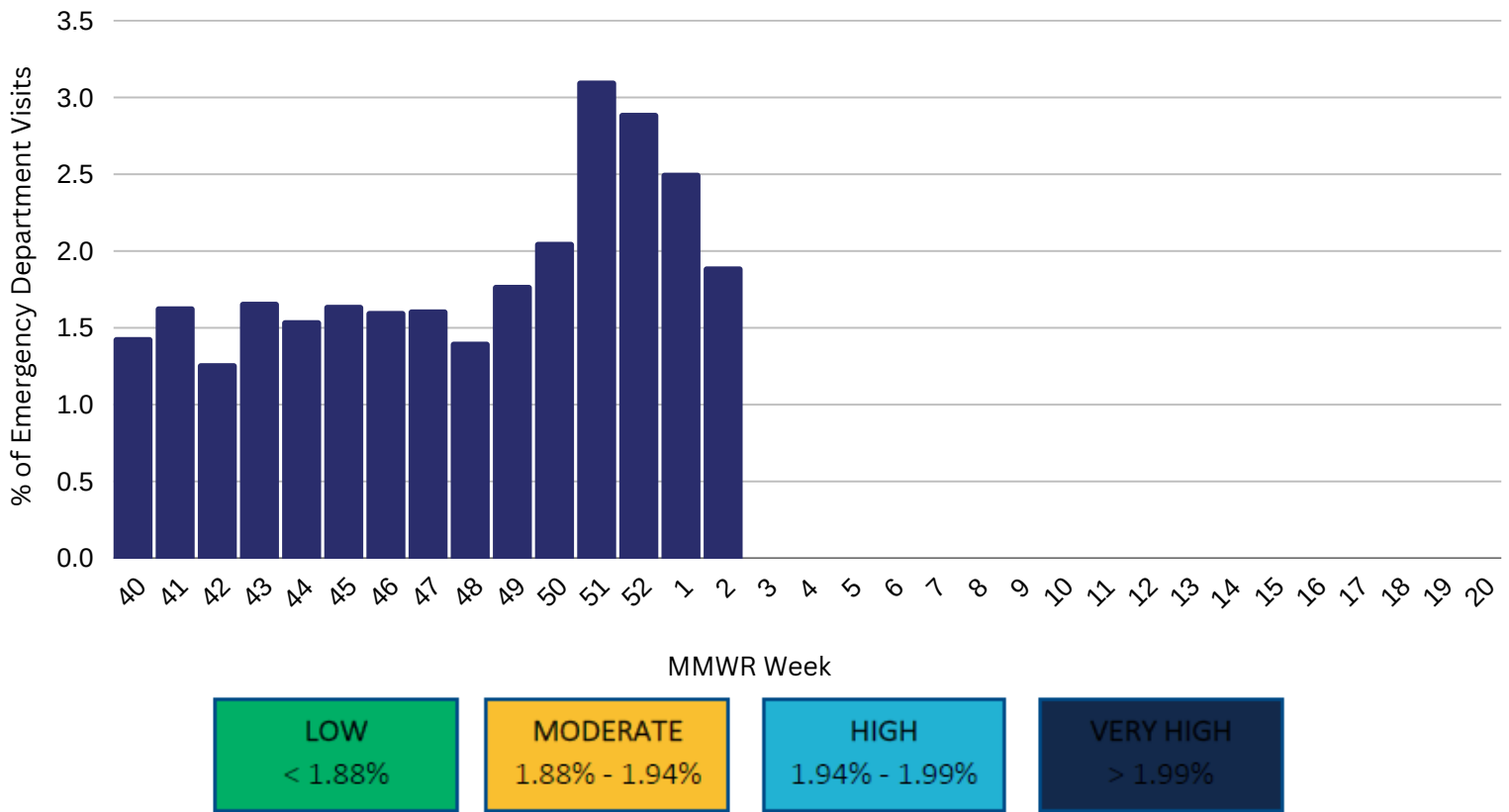
Influenza & COVID-19 Intensity Indicators	This Week n (%)	Activity Compared to Last Week	Season Total n (%)
Emergency Department visits for Influenza-like Illnesses	125 (1.90%)	-0.61%	1,670 (1.93%)
Confirmed Influenza Hospitalizations	27	-14	202
Pneumonia- & Influenza-related Deaths	18 (4.86%)	+1.22%	196 (4.67%)

**Deaths represent all deaths for Cuyahoga County. All other data presented are City of Cleveland-specific. Data are preliminary and subject to change as more information is gained. The three indicators for calculating the intensity thresholds are based on 2017 methodology from the Centers for Disease Control and Prevention.*



Influenza-like Illnesses (ILI)

Percentage of Emergency Department visits for ILI by Week, 2024-2025



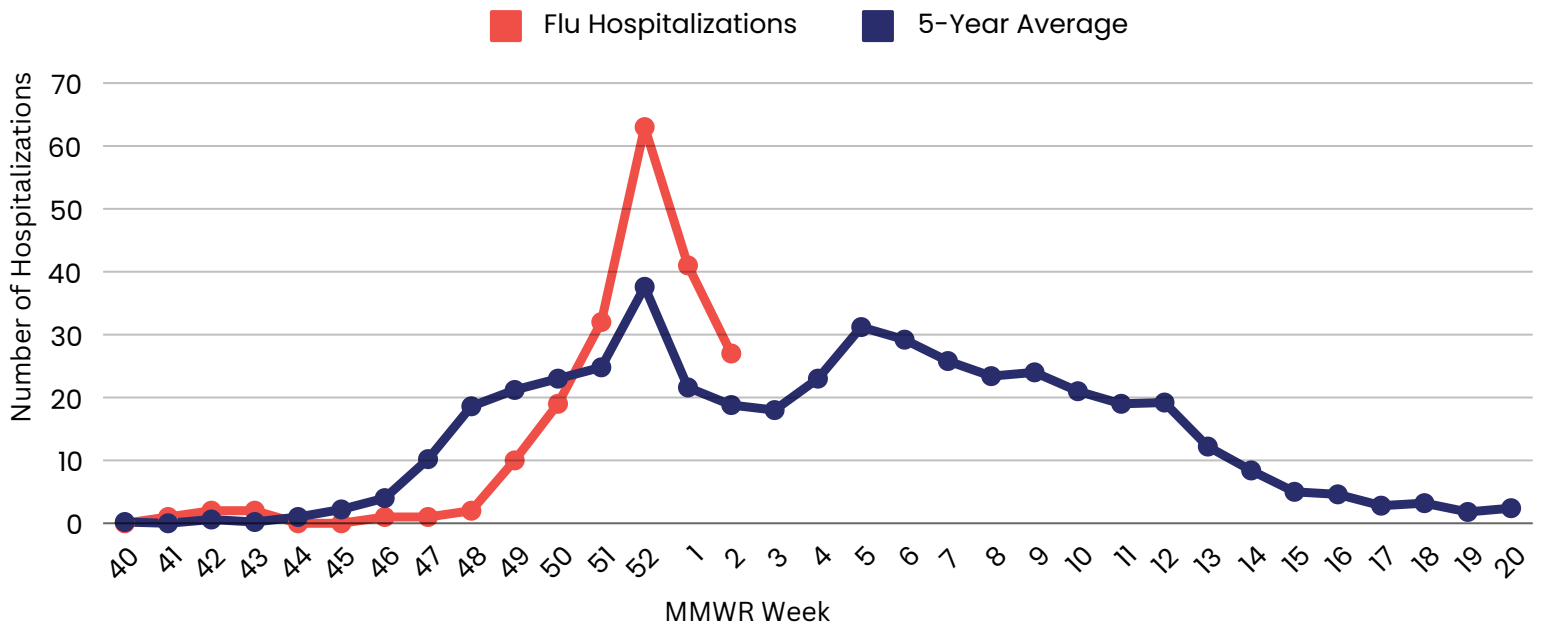
The proportion of Emergency Room visits for influenza-like illnesses is above the high threshold and higher than 5-years average. This week, 46% of the visits were among males. Regarding race and ethnicity, 54% of visits were Black or African American individuals; 18% were among White individuals; and 27% of visits were among other racial groups. Under a quarter (18%) of visits were among Hispanic or Latin individuals. The median age this week is 5 years.

**Data Source: Health Monitoring Systems: EpiCenter 3.5.18. Data extracted on 1/16/2025. Low, Moderate, and High intensity thresholds are defined as the 50%, 90%, and 99% Confidence Intervals, respectively, based on the 5-Year Average of previous seasons*



Influenza Hospitalizations

Number of Flu Hospitalizations by Week, 2024-2025



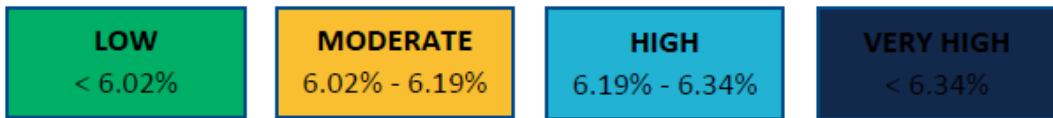
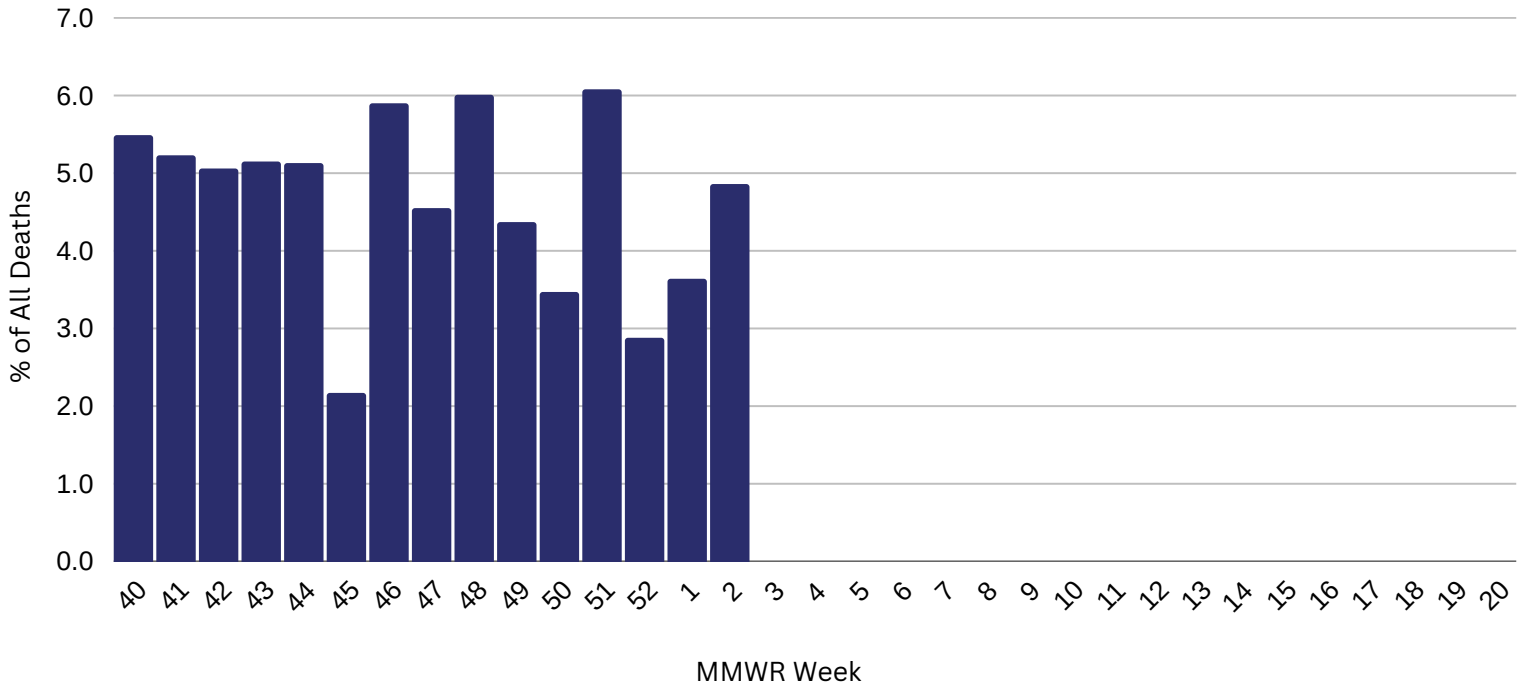
There were 27 influenza-associated hospitalizations (IAH) this reporting week, bringing the total for the season to 202 since the beginning of October. Flu activity was high this reporting week; however, comparable to what is expected compared to the 5-year average. Influenza A is currently the predominant strain that is circulating this season. This week flu-associated hospitalizations primarily affected residents over 60 years old.

**Data Source: Ohio Department of Health: Ohio Disease Reporting System. Data extracted on 1/16 /2025. Data are preliminary and subject to change as more information is gained. Low, Moderate, and High intensity thresholds are defined as the 50%, 90%, and 99% Confidence Intervals, respectively, based on the 5-Year Average of previous seasons.*



Pneumonia- & Influenza-Associated Deaths*

Percentage of Deaths due to Pneumonia or Influenza by Week, 2024-2025



There have been 18 deaths this reporting week due to pneumonia or influenza-related illnesses (P&I). The proportion of P&I deaths is in the low threshold this week. This week, the data shows there was one influenza-associated death bringing the season total to two. All P&I deaths that occurred this week were among individuals above 45 years of age.

*Data Source: Cleveland Department of Public Health Department of Vital Statistics. Data compiled on 1/14/2025. Data are preliminary and subject to change as more information is gained.

*Deaths represent all deaths for Cuyahoga County. All other data presented are City of Cleveland-specific.

Low, Moderate, and High intensity thresholds are defined as the 50%, 90%, and 99% Confidence Intervals, respectively, based on the 5-Year Average of previous seasons.