



## Week 50 Highlights

The weekly influenza watch summarizes the flu activity in the City of Cleveland. The metrics in this report include the number and percentage of emergency department visits for influenza-like illness, confirmed flu hospitalizations, and deaths each week due to pneumonia or influenza.

- This week, flu activity is classified as “Low”
- 2.06% of emergency department visits were for flu-like illness
- There were 12 confirmed cases of influenza-associated hospitalizations reported this week. There have been 30 influenza-associated hospitalizations so far this season
- 3.47% of deaths reported were due to pneumonia. No influenza deaths were reported this week keeping the season total at one.

### Flu Intensity: Low

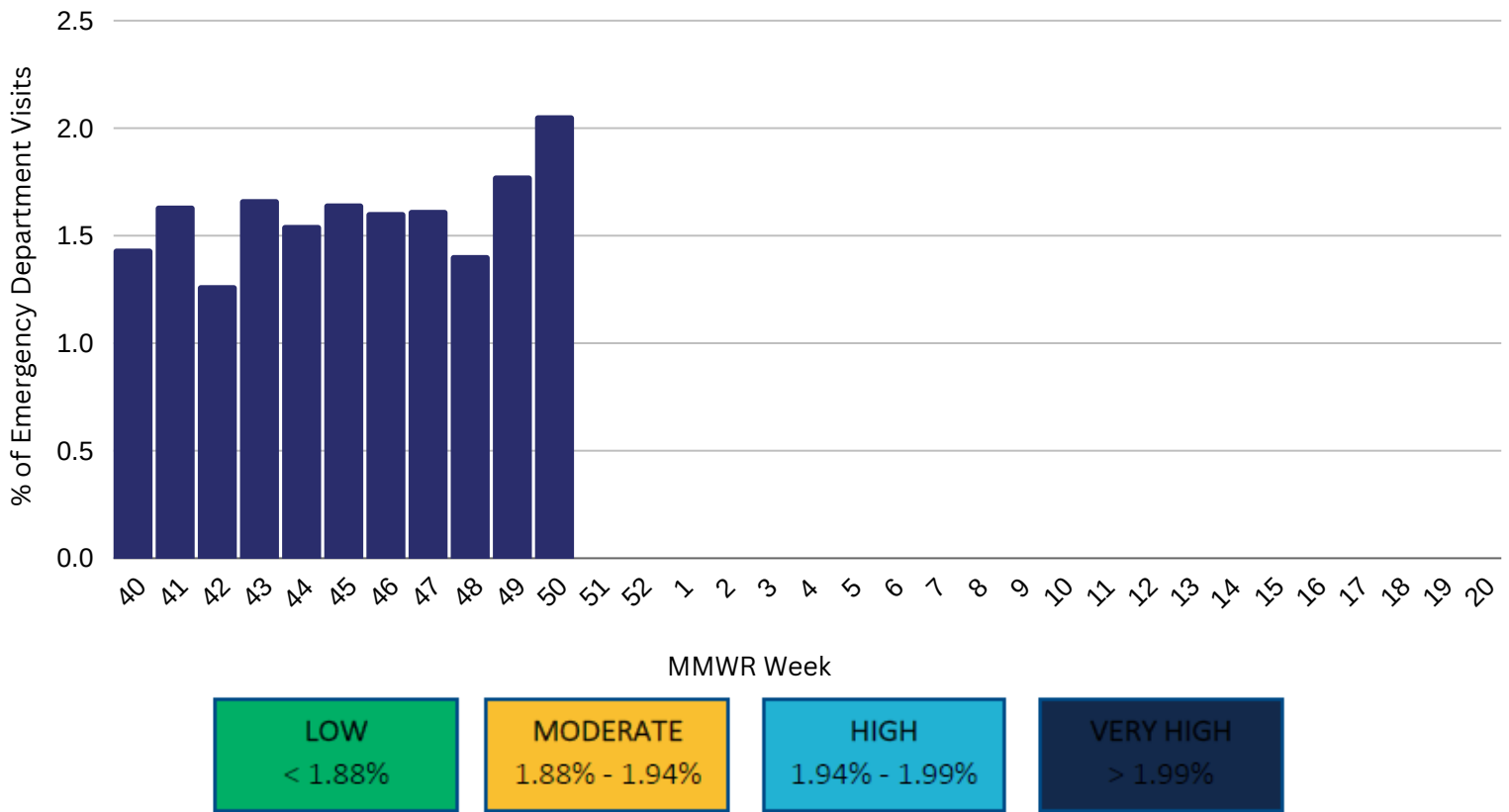
Influenza & COVID-19 Intensity Indicators	This Week n (%)	Activity Compared to Last Week	Season Total n (%)
Emergency Department visits for Influenza-like Illnesses	138 (2.06%)	+0.28%	974 (1.62%)
Confirmed Influenza Hospitalizations	14	+6	31
Pneumonia- & Influenza-related Deaths	11 (3.47%)	-0.90%	145(4.71%)

*\*Deaths represent all deaths for Cuyahoga County. All other data presented are City of Cleveland-specific Data are preliminary and subject to change as more information is gained. The three indicators for calculating the intensity thresholds are based on 2017 methodology from the Centers for Disease Control and Prevention.*



## Influenza-like Illnesses (ILI)

Percentage of Emergency Department visits for ILI by Week, 2024-2025



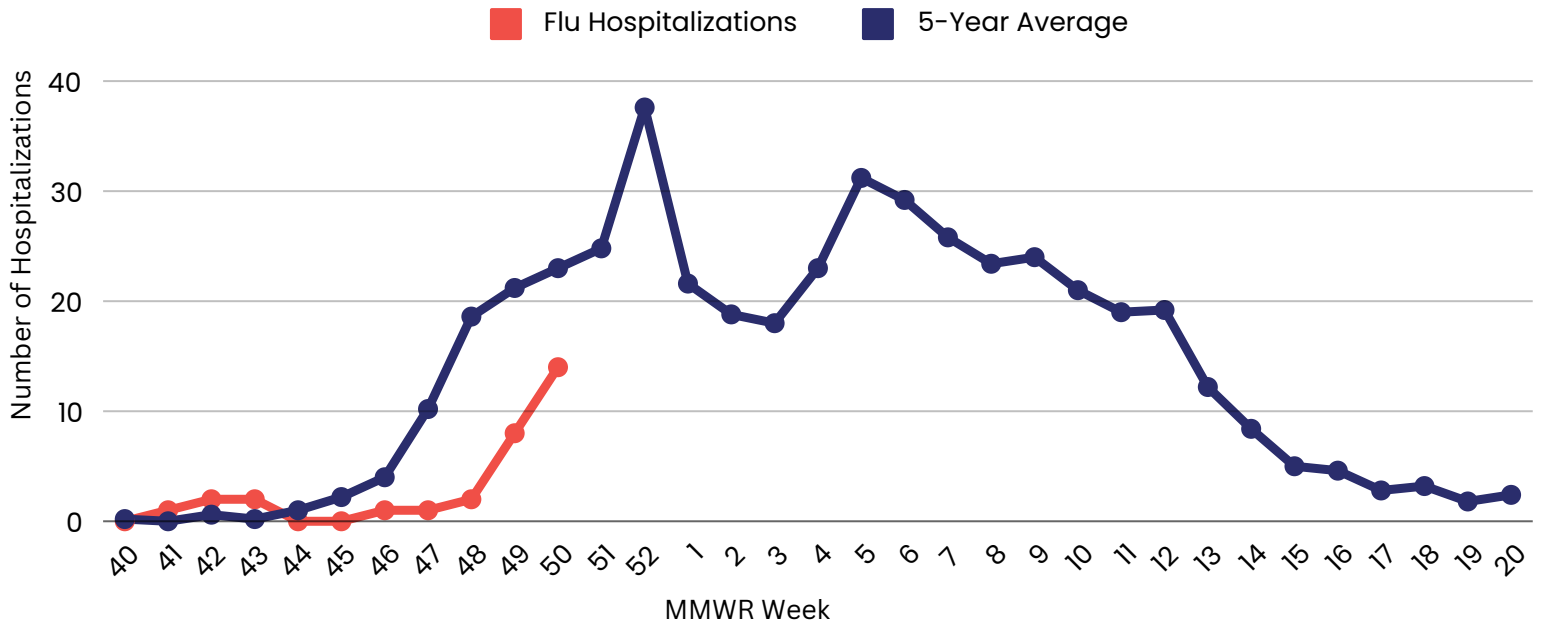
The proportion of Emergency Room visits for influenza-like illnesses is below the low threshold and comparable to the 5-years average. This week, 45% of the visits were among males. Regarding race and ethnicity, 57% of visits were Black or African American individuals; 16% were among White individuals; and 27% of visits were among other racial groups. Under a quarter (22%) of visits were among Hispanic or Latin individuals. The median age this week is 6 years.

*\*Data Source: Health Monitoring Systems: EpiCenter 3.5.18. Data extracted on 12/18/2024. Low, Moderate, and High intensity thresholds are defined as the 50%, 90%, and 99% Confidence Intervals, respectively, based on the 5-Year Average of previous seasons*



# Influenza Hospitalizations

## Number of Flu Hospitalizations by Week, 2024-2025



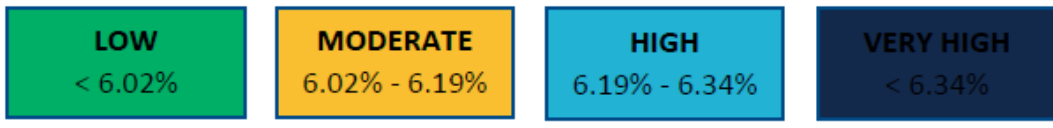
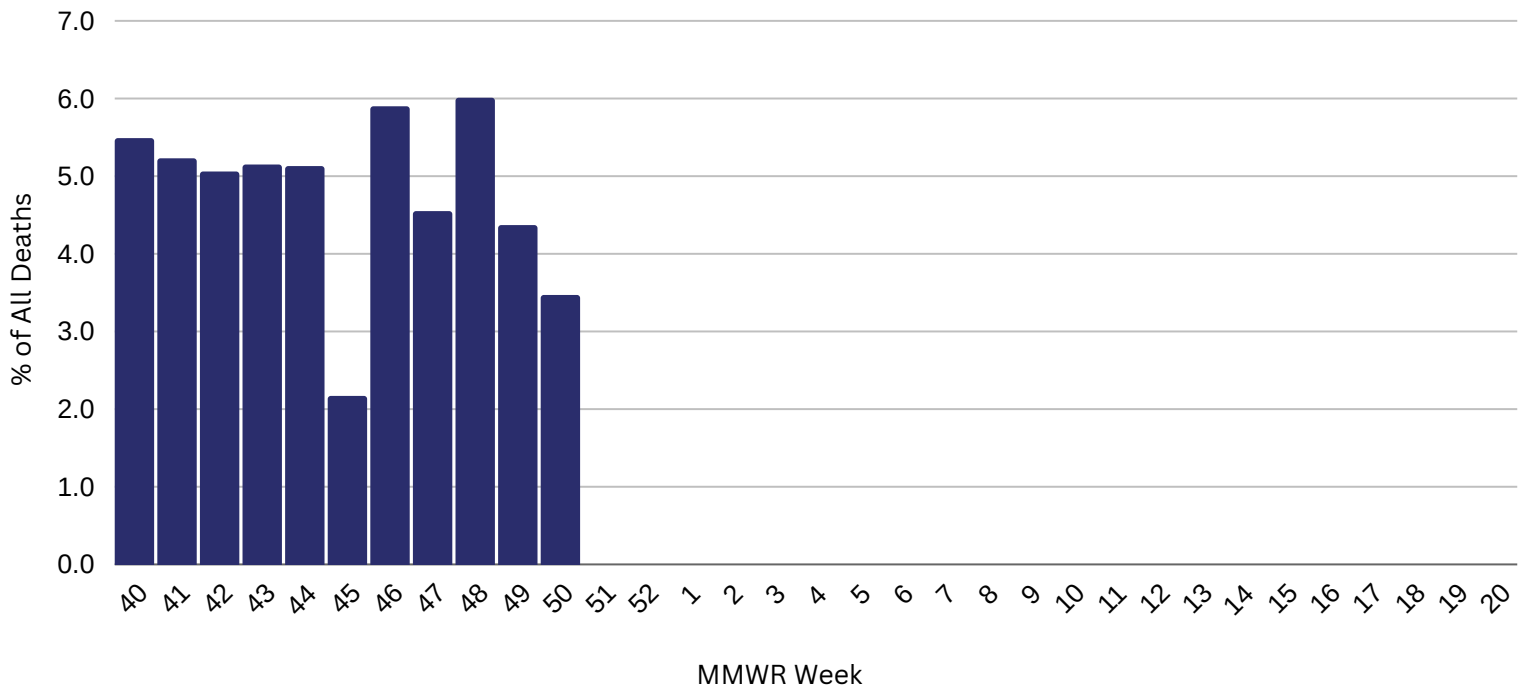
There were 14 influenza-associated hospitalizations (IAH) this reporting week, bringing the total for the season to 31 since the beginning of October. Flu activity has been low so far compared to what is expected at this point in the flu season. Influenza A is currently the predominant strain that is circulating this season. This week flu-associated hospitalizations primarily affected residents over 60 years old.

*\*Data Source: Ohio Department of Health: Ohio Disease Reporting System. Data extracted on 12/19/2024. Data are preliminary and subject to change as more information is gained. Low, Moderate, and High intensity thresholds are defined as the 50%, 90%, and 99% Confidence Intervals, respectively, based on the 5-Year Average of previous seasons.*



## Pneumonia- & Influenza-Associated Deaths\*

Percentage of Deaths due to Pneumonia or Influenza by Week, 2024-2025



There have been 11 deaths this reporting week due to pneumonia or influenza-related illnesses (P&I). The proportion of P&I deaths is in the low threshold this week. This week, the data shows there was one influenza-associated death. All P&I deaths that occurred this week were among individuals above 45 years of age.

*\*Data Source: Cleveland Department of Public Health Department of Vital Statistics. Data compiled on 12/18/2024. Data are preliminary and subject to change as more information is gained.*

*\*Deaths represent all deaths for Cuyahoga County. All other data presented are City of Cleveland-specific.*

*Low, Moderate, and High intensity thresholds are defined as the 50%, 90%, and 99% Confidence Intervals, respectively, based on the 5-Year Average of previous seasons.*