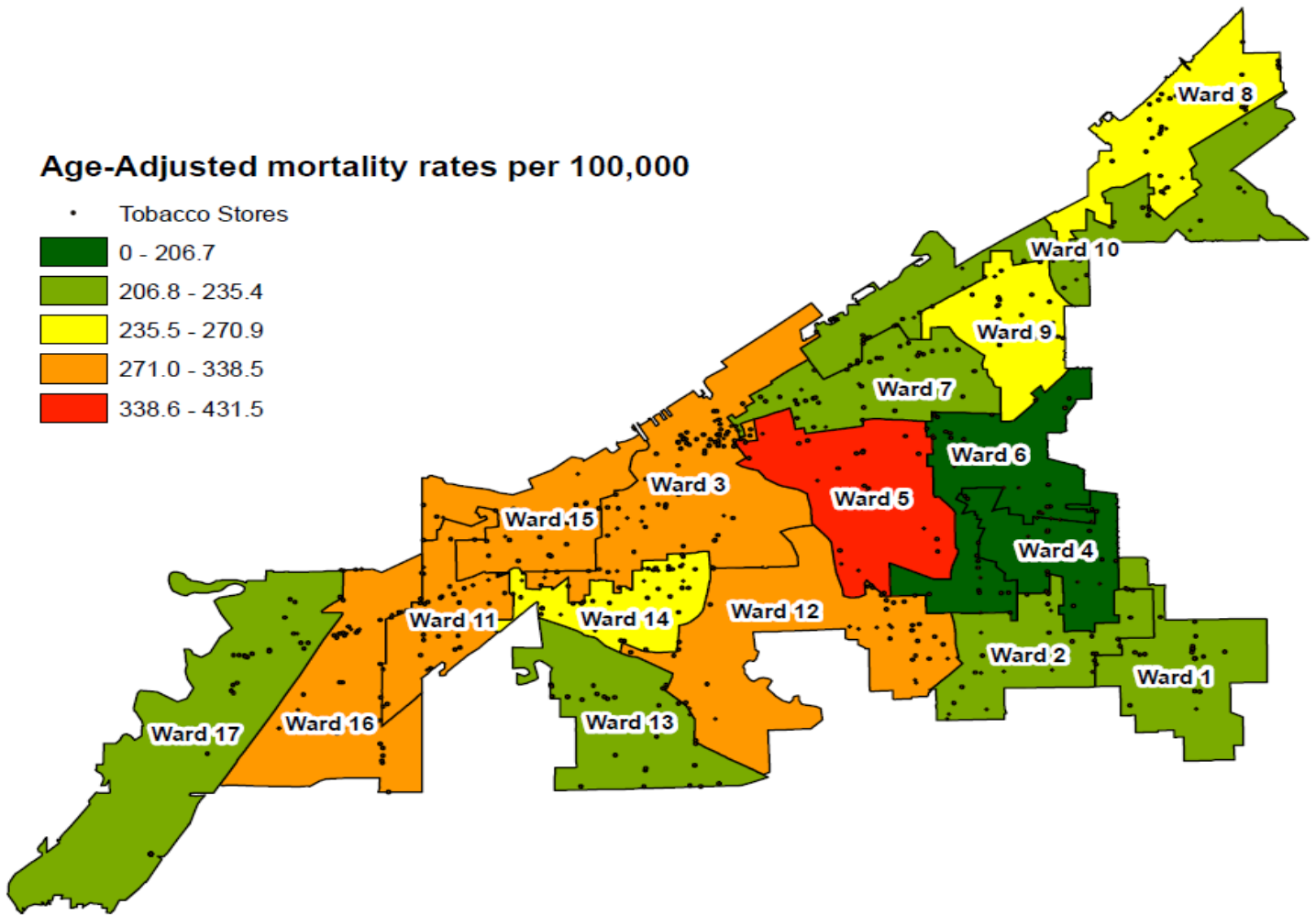


## Heart Disease Mortality Rate by Ward in the City of Cleveland, 2010-2014



Ward	Total Pop Rate	Ward	Total Pop Rate
1	39.5	10	51.2
2	50	11	52
3	30.7	12	44.8
4	40.7	13	38.8
5	78.8	14	43.3
6	24.6	15	52.5
7	38.2	16	40.7
8	43.9	17	31
9	50.9		



**CITY OF CLEVELAND**  
Mayor Frank G. Jackson



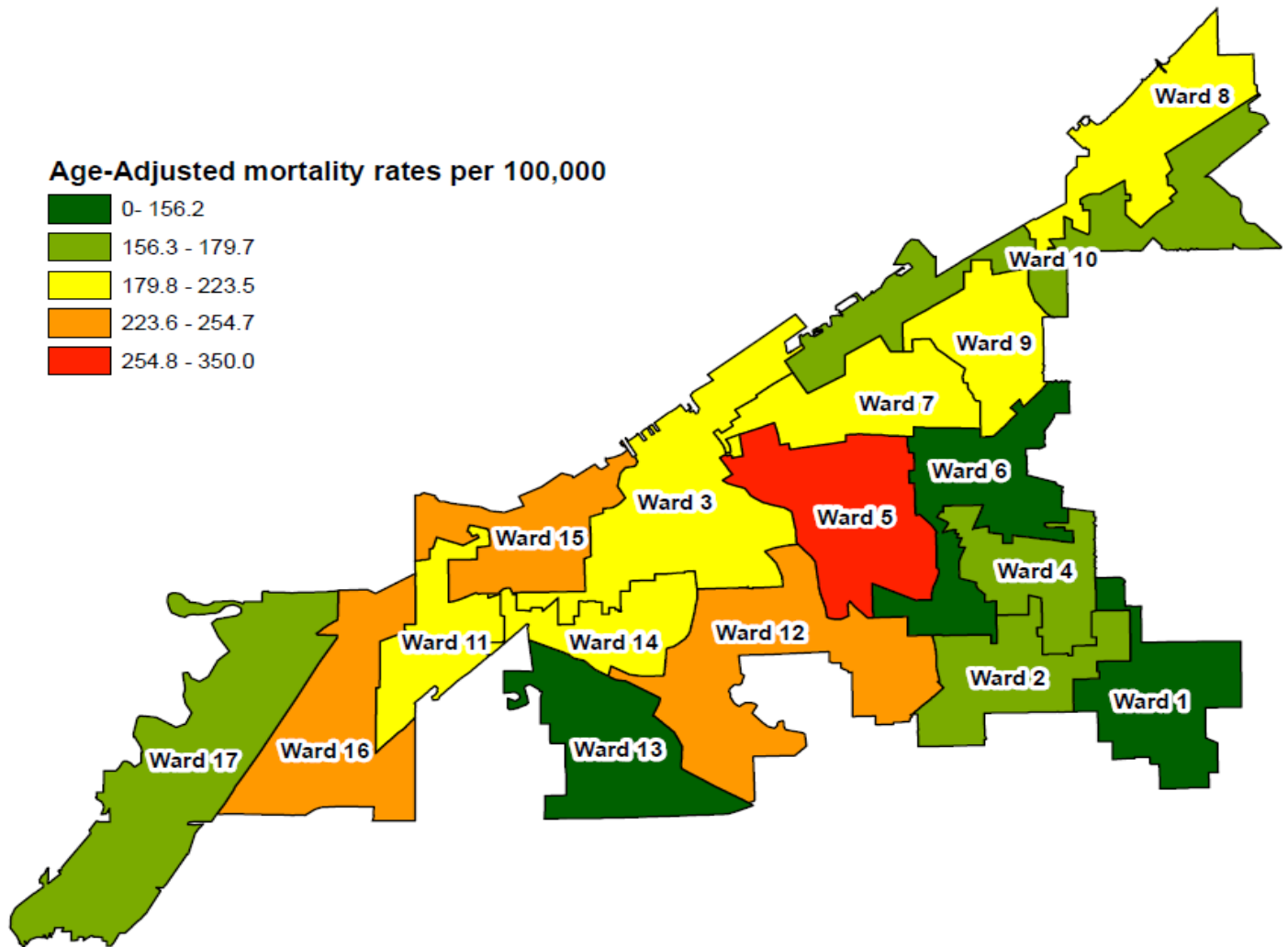
Questions or Comments Contact Information:

Office of Communicable Disease Surveillance & Epidemiology

via phone: (216) 664-EPIS, via e-mail: [ocdse@city.cleveland.oh.us](mailto:ocdse@city.cleveland.oh.us)

Version: June 2017

# Heart Disease Mortality Rate for Females by Ward in the City of Cleveland, 2010-2014



Ward	Female Pop Rate	Ward	Female Pop Rate
1	155.4	10	165
2	179.7	11	207.5
3	223.5	12	247.6
4	177.2	13	156.2
5	350	14	219.2
6	137.9	15	254.7
7	202	16	245
8	196.2	17	172.1
9	196.5		



**CITY OF CLEVELAND**  
Mayor Frank G. Jackson

Questions or Comments Contact Information:

Office of Communicable Disease Surveillance & Epidemiology

via phone: (216) 664-EPIS, via e-mail: [ocdse@city.cleveland.oh.us](mailto:ocdse@city.cleveland.oh.us)

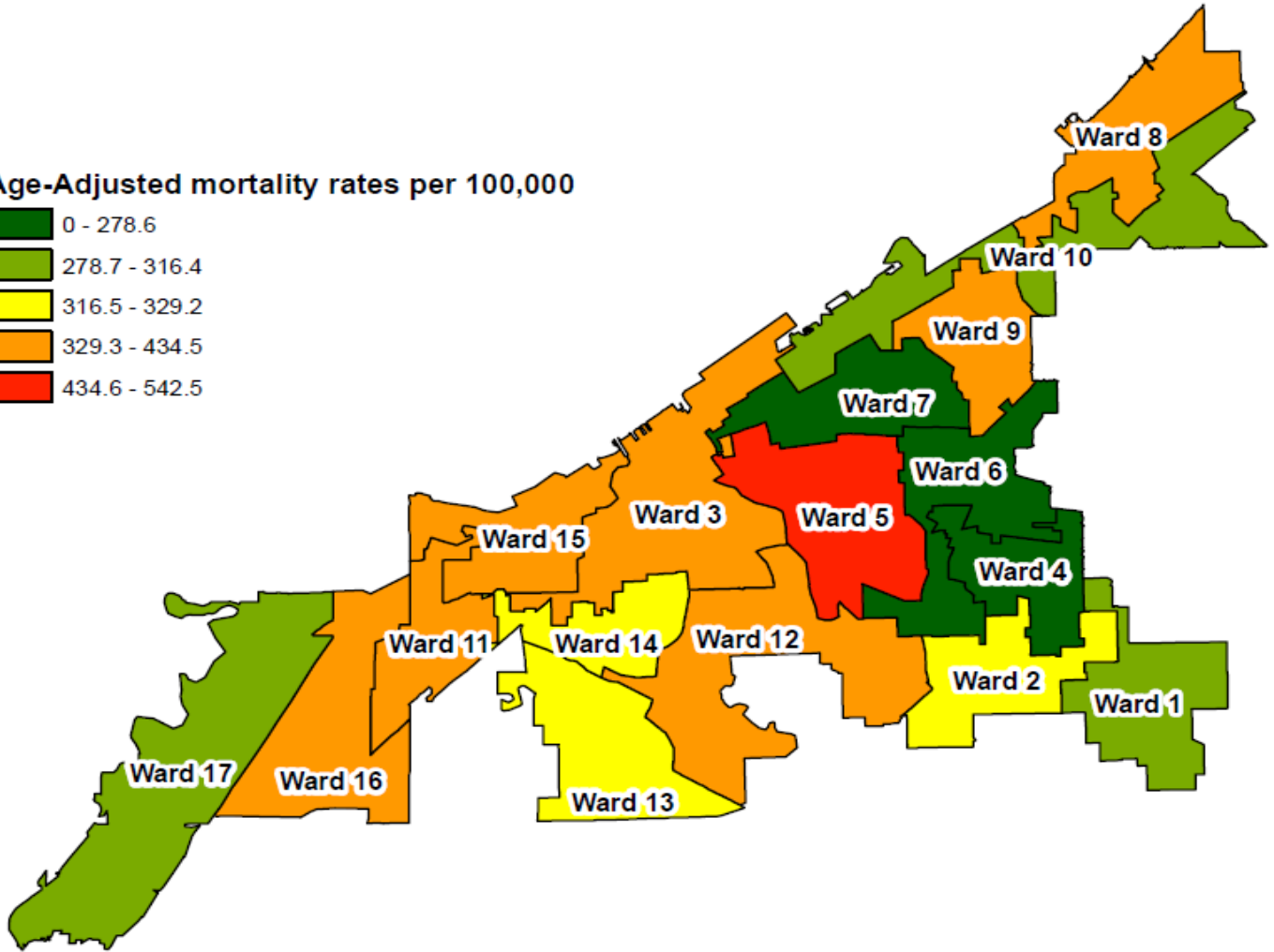
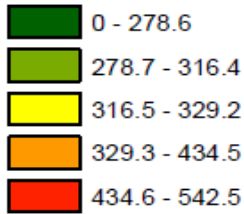
Version: June 2017



Cleveland Department of Public Health

# Heart Disease Mortality Rate for Males by Ward in the City of Cleveland, 2010-2014

Age-Adjusted mortality rates per 100,000



Ward	Male Pop Rate	Ward	Male Pop Rate
1	316.4	10	313.4
2	321.3	11	407.4
3	395.1	12	362.4
4	247	13	325.5
5	542.5	14	329.2
6	252.5	15	434.5
7	278.6	16	363.2
8	365.8	17	312.5
9	374.1		



Cleveland Office of Minority Health  
INFORM • EDUCATE • EMPOWER



CITY OF CLEVELAND  
Mayor Frank G. Jackson

Questions or Comments Contact Information:

Office of Communicable Disease Surveillance & Epidemiology

via phone: (216) 664-EPIS, via e-mail: [ocdse@city.cleveland.oh.us](mailto:ocdse@city.cleveland.oh.us)

Version: June 2017



Cleveland Department of Public Health