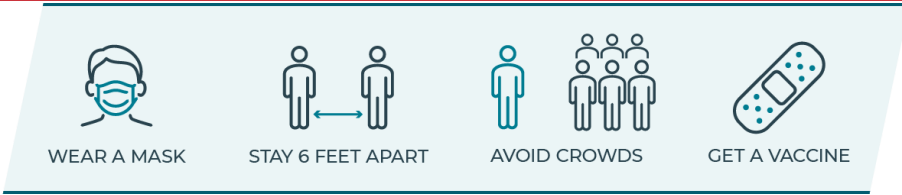




COVID-19 Watch

Weekly Coronavirus Disease (COVID-19) Surveillance Report
Friday, October 15, 2021

Cleveland COVID-19 Case Summary, October 3, 2021 – October 9, 2021



What Matters Most

1. Cleveland saw a decrease in the number of new cases this week for the third week in a row. The city had a 7-day incidence rate of 218 new cases per 100,000 residents this reporting week, down from 249 new cases per 100,000 residents in the previous week, and 264 new cases two weeks ago. This is promising news for a three week span, but it is important to note the role of mitigation strategies is this trend. Universal masking in public, proper hand washing, and distancing should continue to be encouraged.
2. A total of 153,561 (40.3%) Cleveland residents have completed a vaccination series. This is the first week Cleveland residents have passed the threshold of over 40% completing a vaccination series. Unvaccinated individuals are vulnerable to severe illness, hospitalization, and death. To maintain a high level of protection, the CDC now recommends booster shots for certain people who were initially vaccinated with the Pfizer-BioNTech vaccine. Those eligible for boosters include individuals 65 years and older and individuals 18 years and older who either live or work in a high risk setting, or who have certain underlying medical conditions. Please visit [cdc.gov](https://www.cdc.gov) to see if you are eligible for a booster shot.
3. The African American community is disproportionately impacted by COVID-19 hospitalizations in the past 4 weeks. This week, they made up 72.5% of all COVID-19 hospitalizations. Overall, 40.3% of Cleveland residents have completed their vaccination series, compared to only 30.1% among African American residents.
4. Delta is currently the only variant of concern in the US. Vaccine breakthrough infections are expected, but only happen in a small proportion of fully vaccinated individuals. Vaccines are effective at preventing most infections. Breakthrough infections caused by the Delta variant can spread the virus to others, but vaccinated people appear to be infectious for a shorter time.

If you have questions concerning the information in this report, e-mail us at covidreport@clevelandohio.gov

Cleveland Department of Public Health
75 Erievue Plaza, Floor 3
Cleveland, Ohio 44114
Office: 216-420-7743
Fax: 216-664-6159

* This report includes preliminary data obtained on October 12, 2021 for Cleveland City ranging from the beginning of the pandemic through October 9, 2021. Data are subject to change over time. Cases and hospitalizations on the current reporting week may increase in subsequent weeks as data become available. COVID-19-related deaths may take weeks to confirm.
* Cases include confirmed and probable COVID-19 cases. Variant cases are identified by the Ohio Department of Health through genomic sequencing of a random sampling of confirmed COVID-19-positive specimens.
* Vaccination summaries include vaccines administered to Cleveland residents by any supplier.



COVID-19 WATCH

Weekly Coronavirus Disease (COVID-19) Surveillance Report
Friday, October 15, 2021

Figure 1. COVID-19 Cases in Cleveland by Week

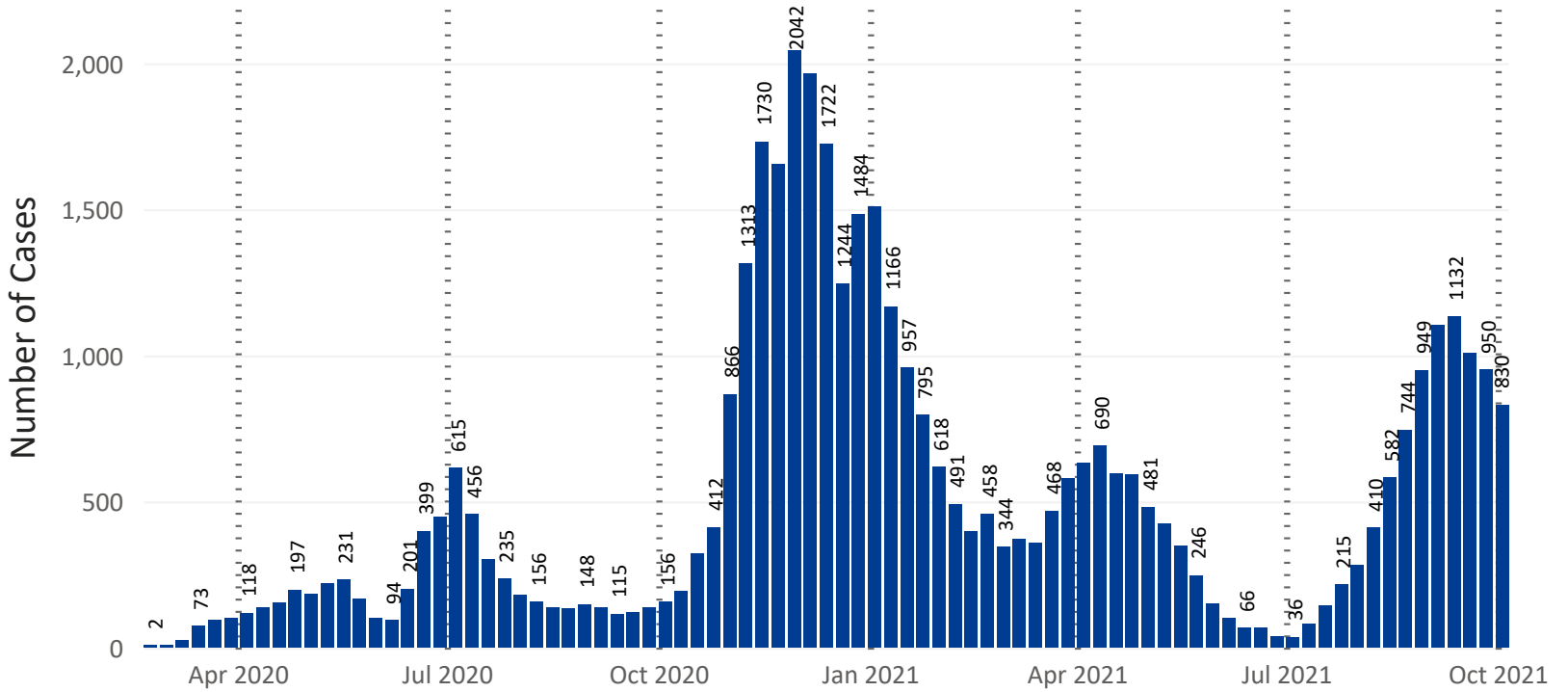
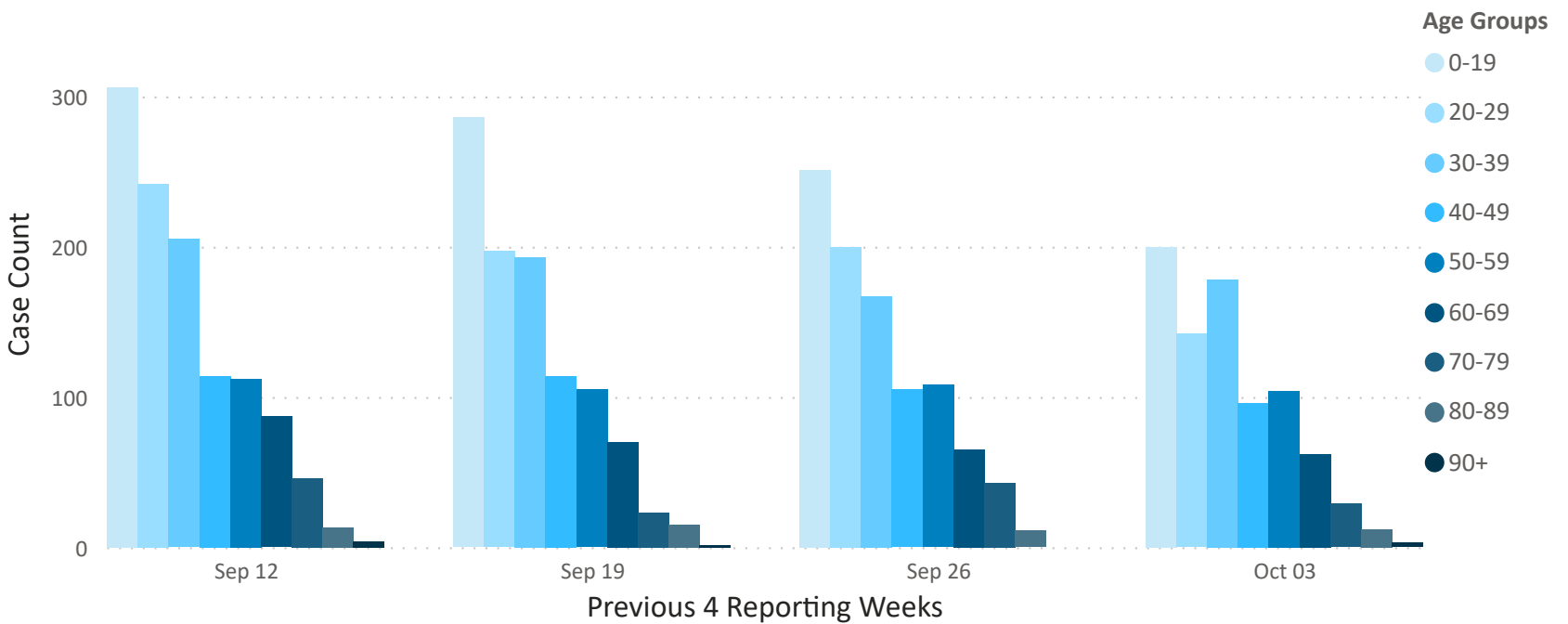


Figure 2. COVID-19 Cases in Cleveland by Age (Sept 12, 2021 - Oct 9, 2021)



Cleveland Department of Public Health
75 Erievue Plaza, Floor 3
Cleveland, Ohio 44114
Office: 216-420-7743
Fax: 216-664-6159

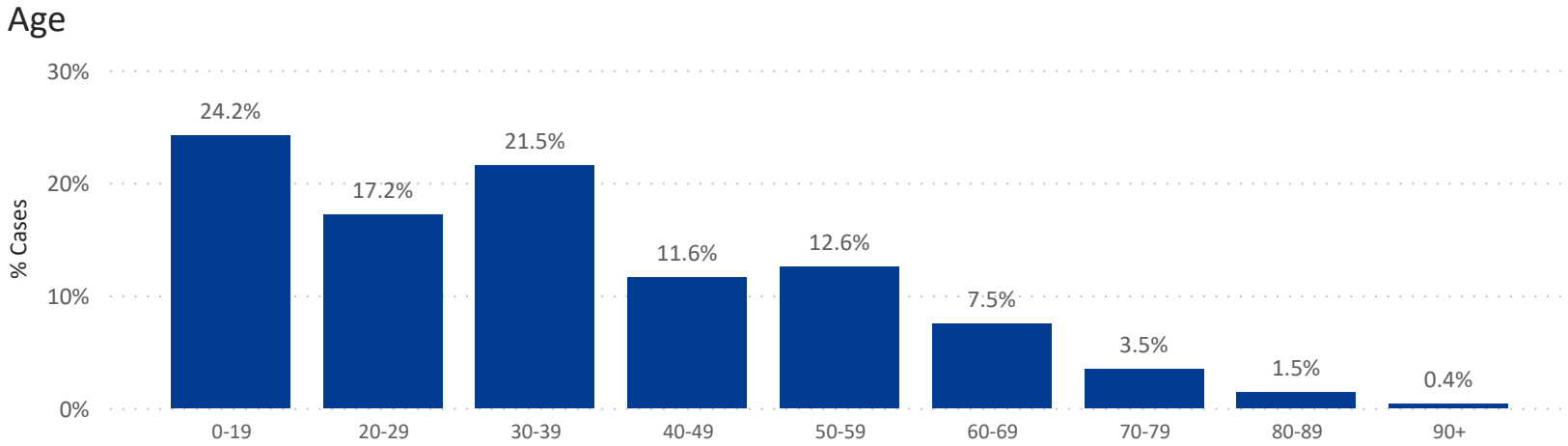
* Cases here are reported by specimen collection dates for COVID-19 diagnostic tests. If the specimen collection date is unknown, the earliest known date associated with a case is used.
* Figure 1. does not include cases reported prior to February 15, 2020.



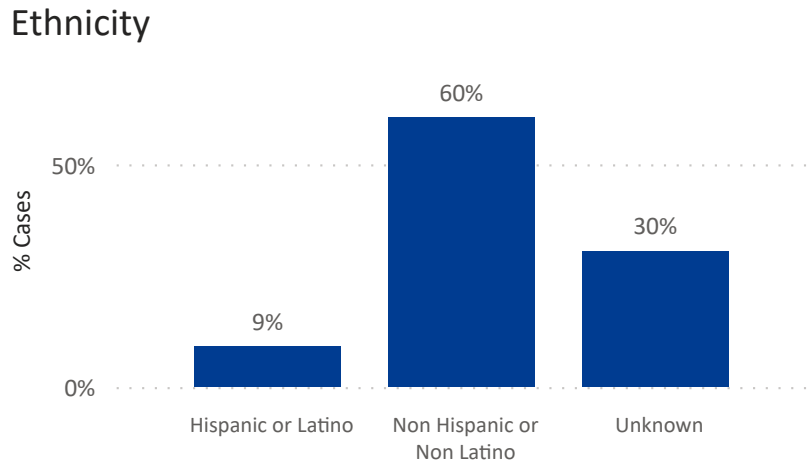
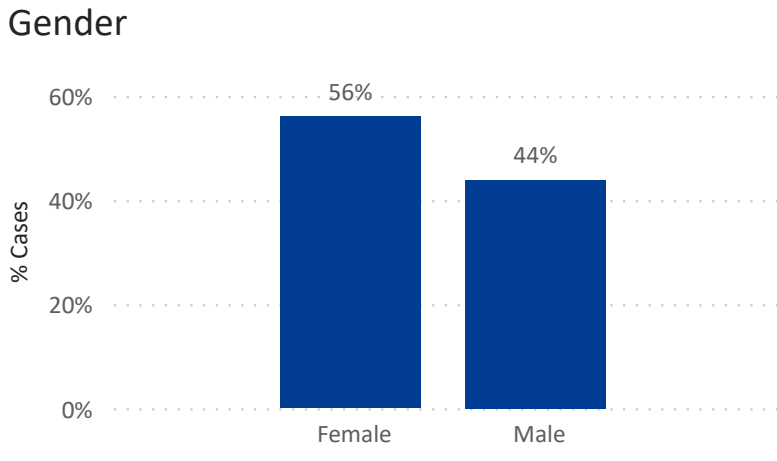
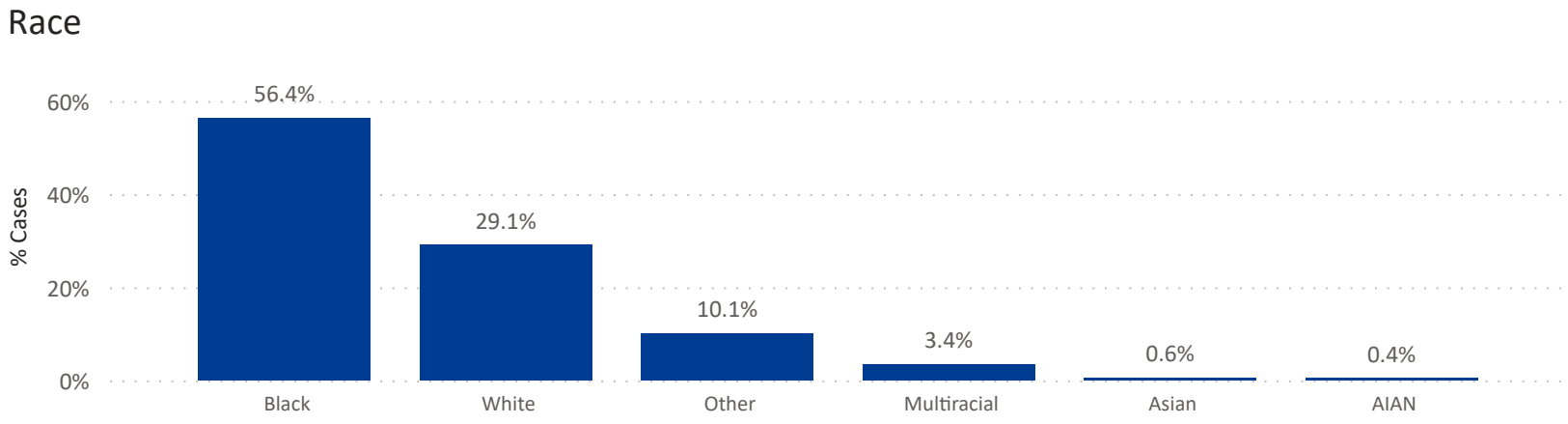
COVID-19 WATCH

Weekly Coronavirus Disease (COVID-19) Surveillance Report
Friday, October 15, 2021

Figure 3. Weekly Case Demographics (N = 830)



35.58 Average Age	33 Median Age	0 Minimum Age	90 Maximum Age
-----------------------------	-------------------------	-------------------------	--------------------------



Cleveland Department of Public Health
75 Erievue Plaza, Floor 3
Cleveland, Ohio 44114
Office: 216-420-7743
Fax: 216-664-6159

* **AIAN** = American Indian/Alaska Native
* **NHPI** = Native Hawaiian and other Pacific Islander.
* **Age** does not include 4 cases whose age is unknown. **Race** does not include 105 cases whose race unknown. **Gender** does not include 4 cases whose gender is unknown.



COVID-19 WATCH

Weekly Coronavirus Disease (COVID-19) Surveillance Report
Friday, October 15, 2021

Summary of Vaccinations Administered to Cleveland Residents

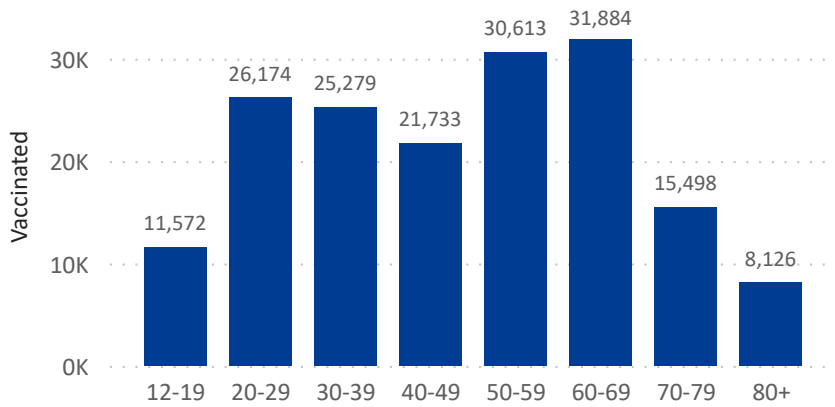
MEASURE	CLEVELAND RESIDENTS
Completed	153,561
Started*	17,302
Total**	170,879

40.3%
of Cleveland Residents have been fully vaccinated

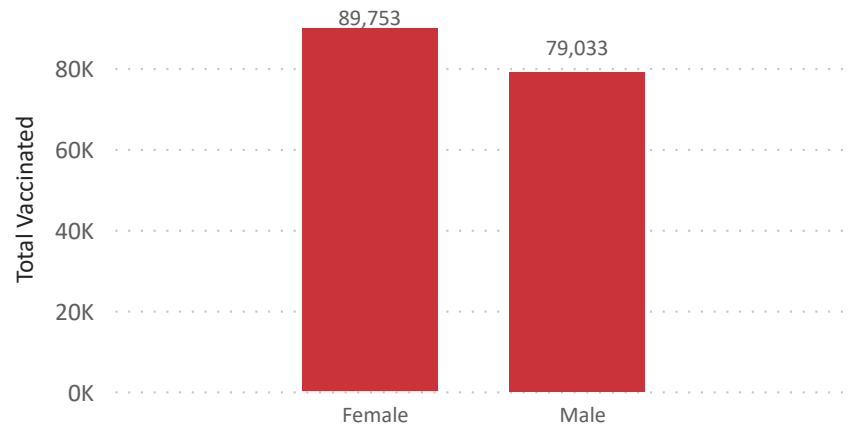
33,695
Individuals vaccinated by CDPH both Cleveland and non-Cleveland residents

Demographics of Cleveland Residents Vaccinated (N = 170,879)

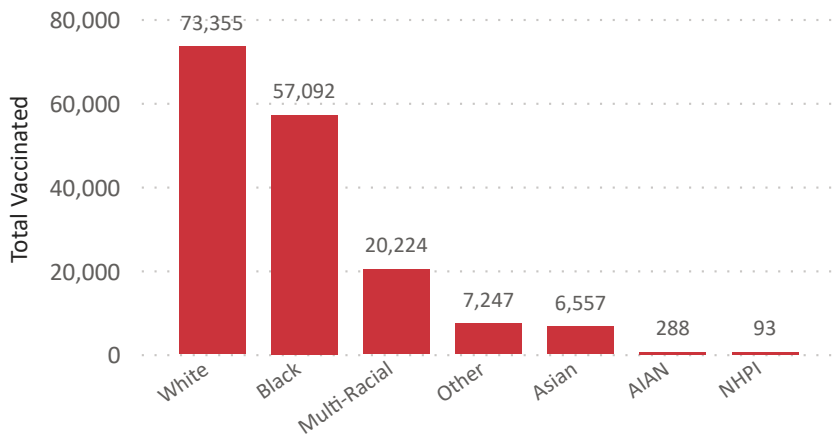
Age



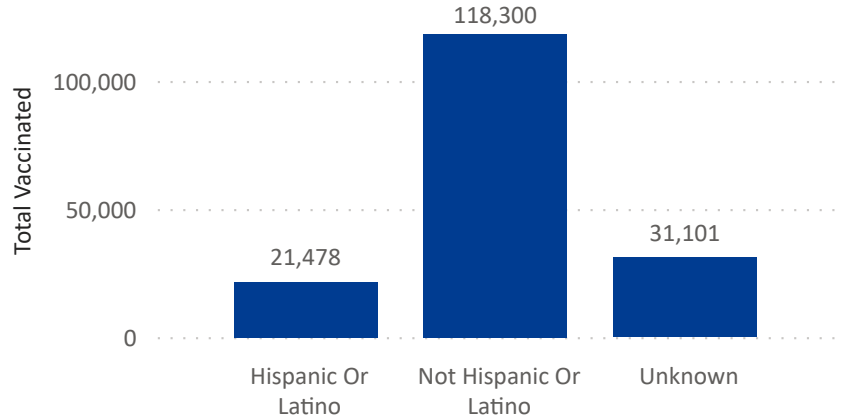
Gender



Race



Ethnicity



Cleveland Department of Public Health
75 Erievue Plaza, Floor 3
Cleveland, Ohio 44114
Office: 216-420-7743
Fax: 216-664-6159

Vaccination data are preliminary and reported as of October 12, 2021. Summaries for individuals and demographics are shown as available and may not include all individuals vaccinated at the time of reporting. Data presented this reporting week are subject to change. Unknown data is not shown for age, gender or race.

AIAN = American Indian or Alaska Native, **NHPI** = Native Hawaiian or Pacific Islander

* **Started** vaccinations include those who have received the initial dose of a SARS-CoV-2 vaccination series.

** 16 Cleveland residents received an unspecified SARS-CoV-2 vaccine; these individuals' vaccination statuses are unknown.