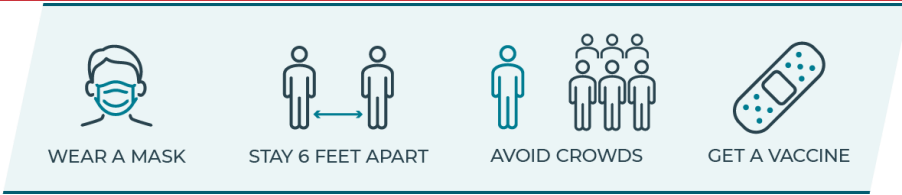




COVID-19 Watch

Weekly Coronavirus Disease (COVID-19) Surveillance Report
Friday, December 10, 2021

Cleveland COVID-19 Case Summary, November 28, 2021 – December 4, 2021



What Matters Most

1. Cleveland COVID cases increased this week to 445 new cases per 100,000 residents compared to 338 new cases per 100,000 last week. This is the sixth consecutive week that COVID cases continued to rise which is a concerning trend.
2. The number of new hospitalizations due to COVID remains high this reporting week. Hospitalizations are impacting Cleveland residents of all ages, races, and ethnicities.
3. Roughly 600 Cleveland residents have either started or completed a vaccination series. 42.5% of all Cleveland residents (45.1% of those eligible) have completed a vaccination series. The FDA and CDC recently recommended vaccination for 5-11 year olds. The Cleveland Department of Public Health recommends all eligible residents get a COVID-19 vaccine, including those eligible to get a booster.
4. The increasing number of weekly COVID cases reported is similar to the trends observed in November and December 2020 when the largest wave of transmission occurred. This is particularly concerning with the onset of winter and the approaching holiday season when people are more likely to congregate indoors, and the continued presence of the highly transmissible Delta variant. CPDH is monitoring developments from the COVID-19 Omicron variant, and appreciate the anxiety and uncertainty new variants cause. Continued mitigation strategies of vaccination, hand washing, social distancing, and wearing masks in public are important for keep ourselves, our families, and our city safe.
5. CDPH recently launched a COVID Dashboard that enables the public to get real-time, updates regarding the progression of the pandemic. You can access the Cleveland COVID-19 Public Dashboard at clevelandhealth.org/dashboard.

If you have questions concerning the information in this report, e-mail us at covidreport@clevelandohio.gov

Cleveland Department of Public Health
75 Erievue Plaza, Floor 3
Cleveland, Ohio 44114
Office: 216-420-7743
Fax: 216-664-6159

* This report includes preliminary data obtained on December 8, 2021 for Cleveland City ranging from the beginning of the pandemic through December 4, 2021. Data are subject to change over time. Cases and hospitalizations on the current reporting week may increase in subsequent weeks as data become available. COVID-19-related deaths may take weeks to confirm.
* Cases include confirmed and probable COVID-19 cases. Variant cases are identified by the Ohio Department of Health through genomic sequencing of a random sampling of confirmed COVID-19-positive specimens.
* Vaccination summaries include vaccines administered to Cleveland residents by any supplier.



COVID-19 WATCH

Weekly Coronavirus Disease (COVID-19) Surveillance Report
Friday, December 10, 2021

Figure 1. COVID-19 Cases in Cleveland by Week

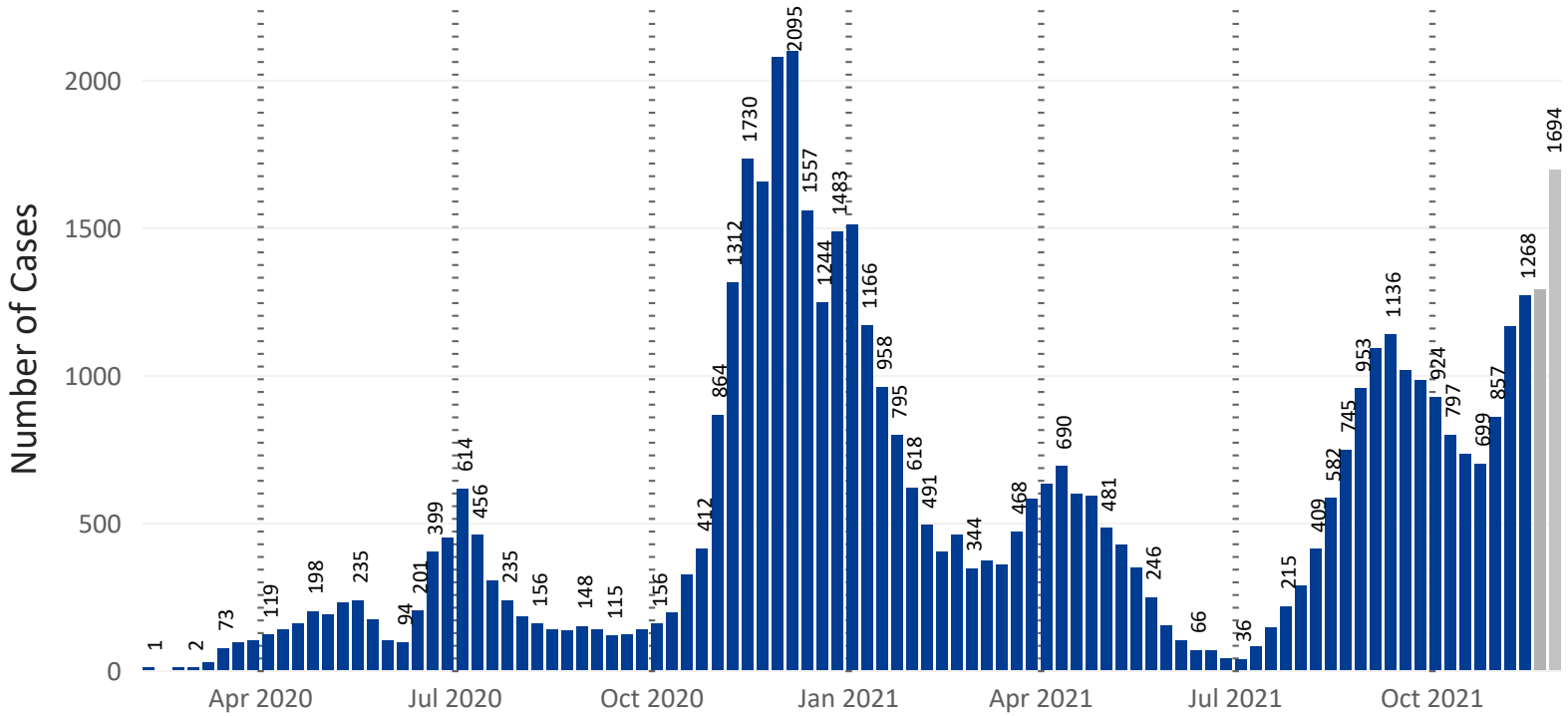
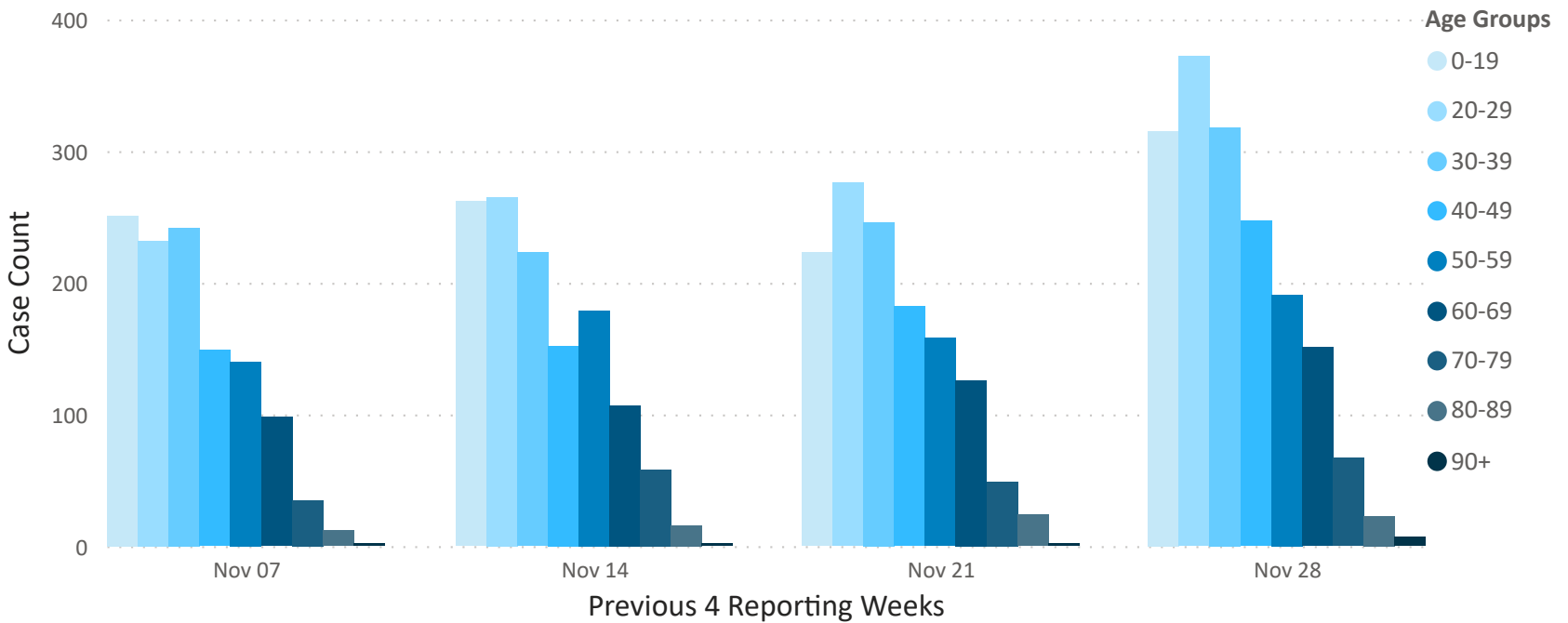


Figure 2. COVID-19 Cases in Cleveland by Age (Nov 7, 2021 - Dec 4 2021)



Cleveland Department of Public Health
75 Erievue Plaza, Floor 3
Cleveland, Ohio 44114
Office: 216-420-7743
Fax: 216-664-6159

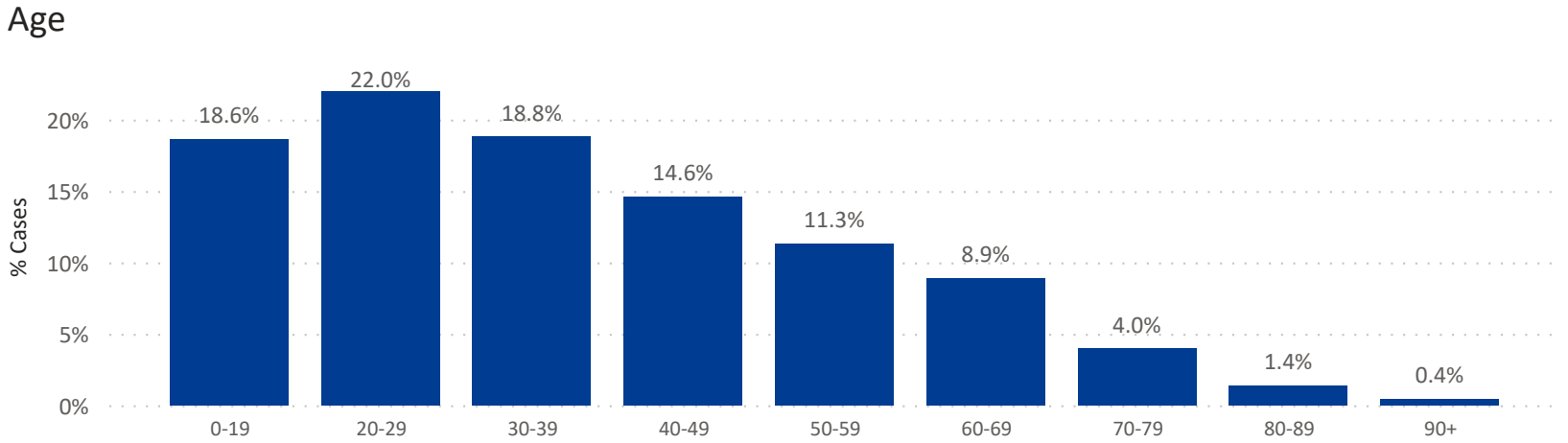
* Cases here are reported by specimen collection dates for COVID-19 diagnostic tests. If the specimen collection date is unknown, the earliest known date associated with a case is used.
* Figure 1. does not include cases reported prior to February 15, 2020.



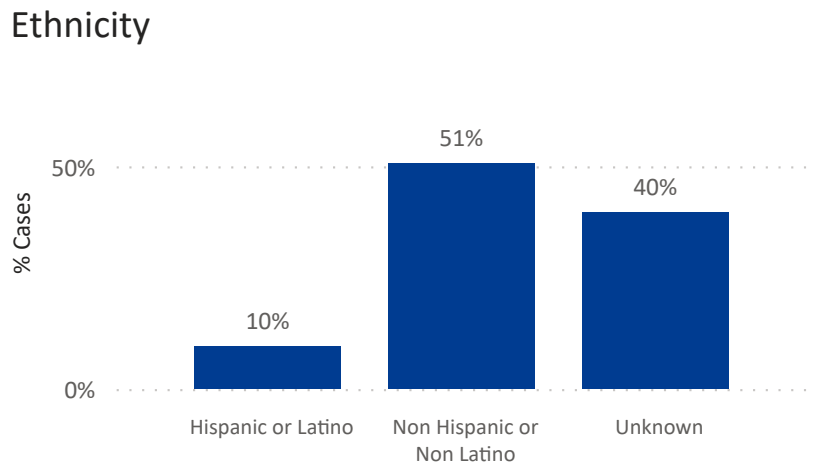
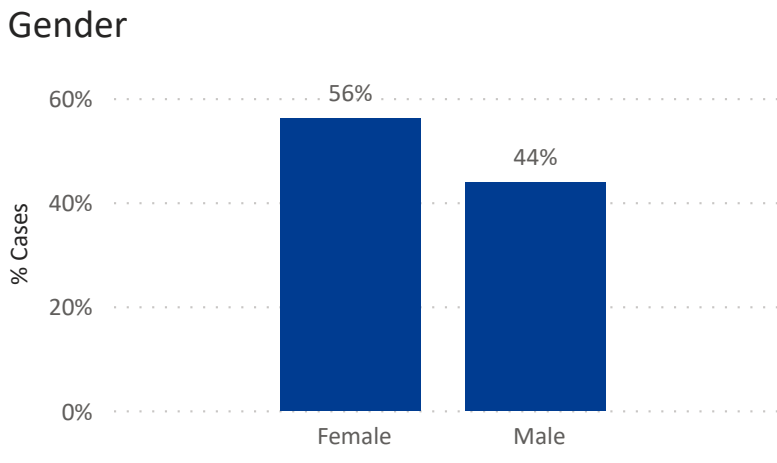
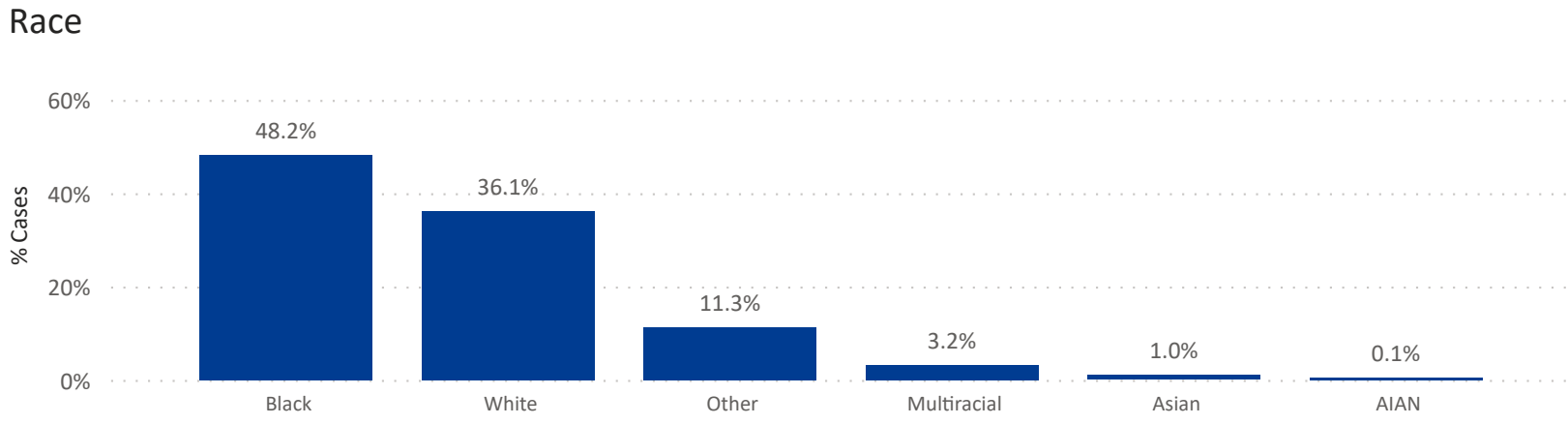
COVID-19 WATCH

Weekly Coronavirus Disease (COVID-19) Surveillance Report
Friday, December 10, 2021

Figure 3. Weekly Case Demographics (N = 1,694)



36.71 Average Age	34 Median Age	0 Minimum Age	93 Maximum Age
-----------------------------	-------------------------	-------------------------	--------------------------



Cleveland Department of Public Health
75 Erievue Plaza, Floor 3
Cleveland, Ohio 44114
Office: 216-420-7743
Fax: 216-664-6159

* **AIAN** = American Indian/Alaska Native
* **NHPI** = Native Hawaiian and other Pacific Islander.
* **Age** does not include 3 cases whose ages are unknown. **Gender** does not include 5 cases whose genders are unknown. **Race** does not include 237 cases whose races are unknown.



COVID-19 WATCH

Weekly Coronavirus Disease (COVID-19) Surveillance Report
Friday, December 10, 2021

Summary of Vaccinations Administered to Cleveland Residents

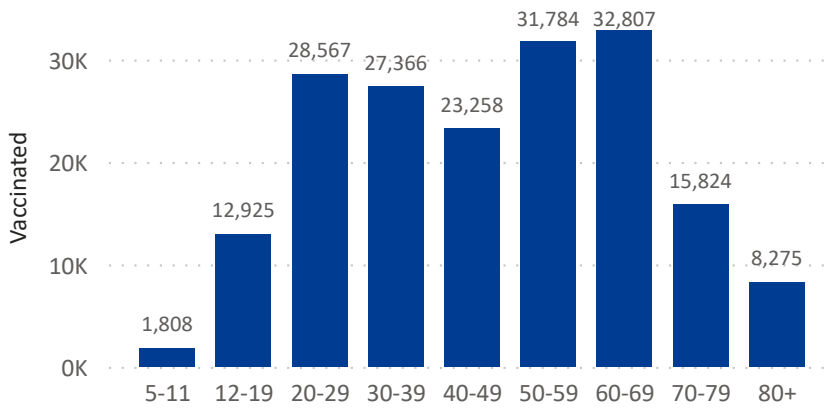
MEASURE	CLEVELAND RESIDENTS
Completed	161,778
Started*	20,819
Total**	182,614

42.5%
Of all Cleveland residents are fully vaccinated***

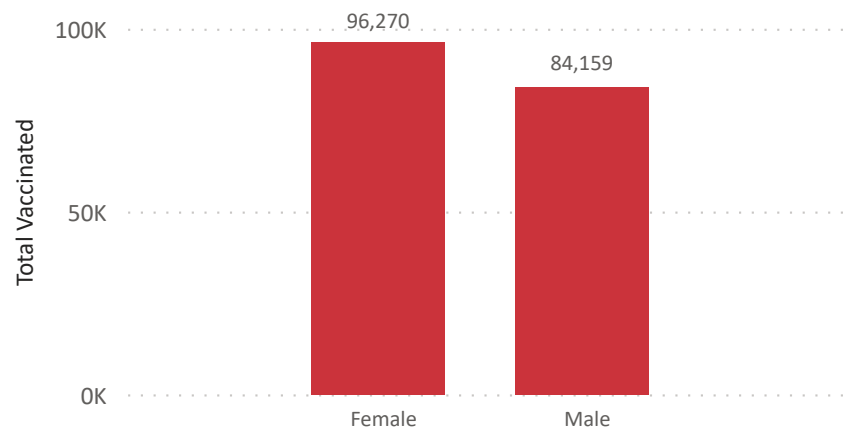
36,698
Individuals vaccinated by CDPH both Cleveland and non-Cleveland residents

Demographics of Cleveland Residents Vaccinated (N = 182,614)

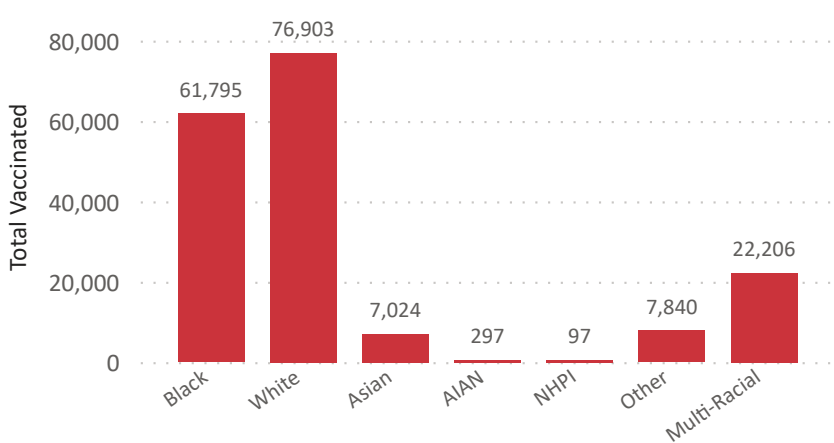
Age



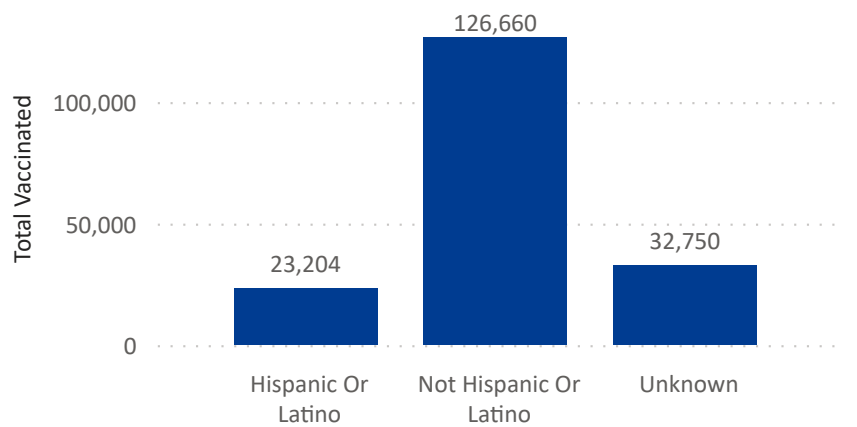
Gender



Race



Ethnicity



Cleveland Department of Public Health
75 Erievue Plaza, Floor 3
Cleveland, Ohio 44114
Office: 216-420-7743
Fax: 216-664-6159

Vaccination data are preliminary and reported as of December 8, 2021. Summaries for individuals and demographics are shown as available and may not include all individuals vaccinated at the time of reporting. Data presented this reporting week are subject to change. Unknown data is not shown for age, gender or race.
AIAN = American Indian or Alaska Native, **NHPI** = Native Hawaiian or Pacific Islander
 * **Started** vaccinations include those who have received the initial dose of a SARS-CoV-2 vaccination series.
 ** 17 Cleveland residents received an unspecified SARS-CoV-2 vaccine; these individuals' vaccination statuses are unknown.
 *** Calculated based on estimated 380,989 Cleveland population from American Community Survey 2019 1-year estimates.